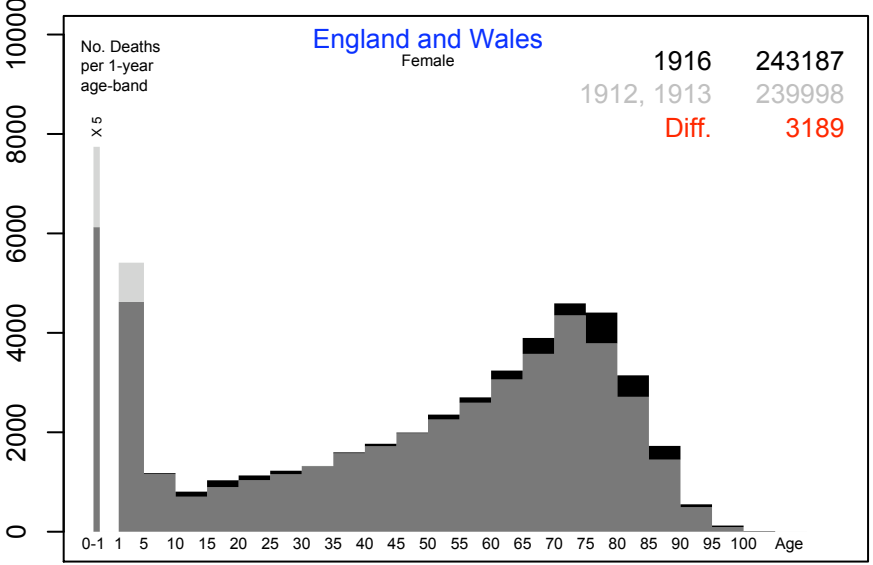
No. Deaths
per 1-year
age-band
England and Wales
Female
1916 243187
1912, 1913 239998
Diff. 3189
X 5
0 2000 4000 6000 8000 10000
0-1 1 5 10 15 20 25 30 35 40 45 50 55 60 65 70 75 80 85 90 95 100 Age

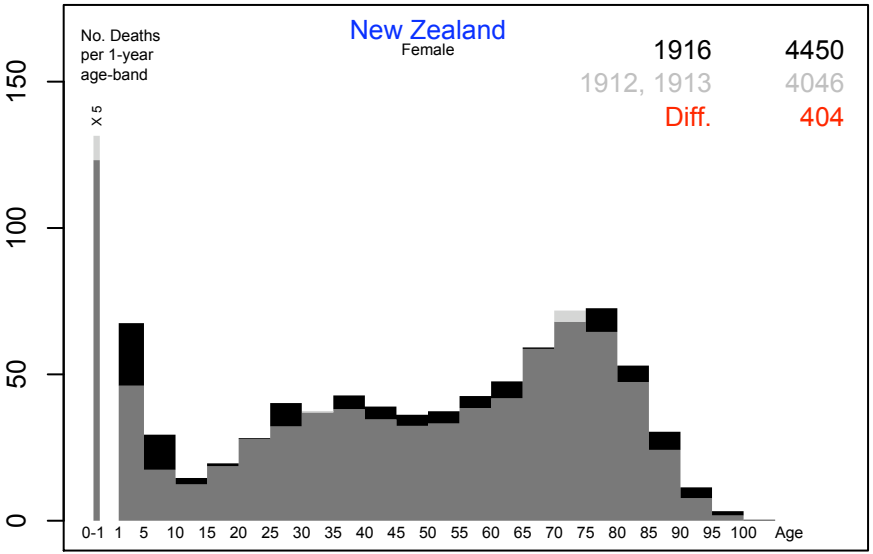
No. Deaths
per 1-year
age-band
New Zealand
Female
1916 4450
1912, 1913 4046
Diff. 404
X 5
0 50 100 150
0-1 1 5 10 15 20 25 30 35 40 45 50 55 60 65 70 75 80 85 90 95 100 Age

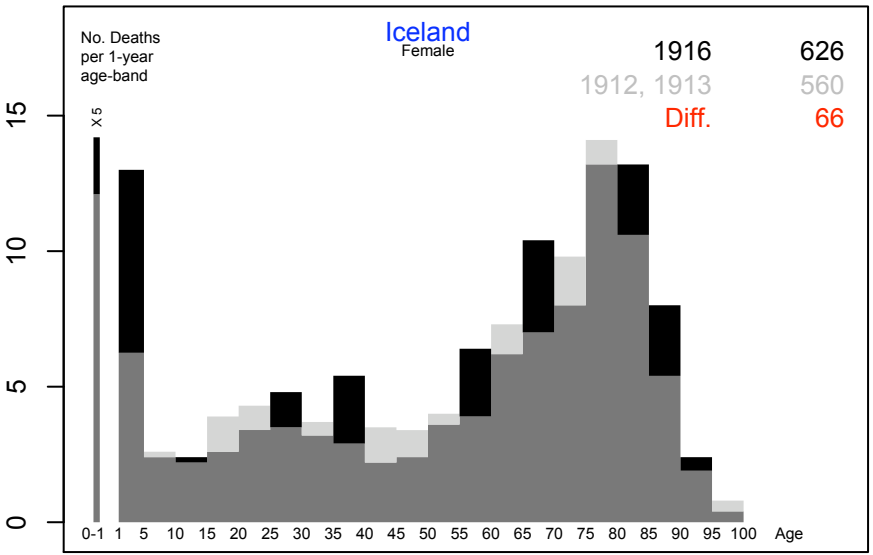
No. Deaths
per 1-year
age-band
Iceland
Female
1916 626
1912, 1913 560
Diff. 66
X 5
0 5 10 15
0-1 1 5 10 15 20 25 30 35 40 45 50 55 60 65 70 75 80 85 90 95 100 Age

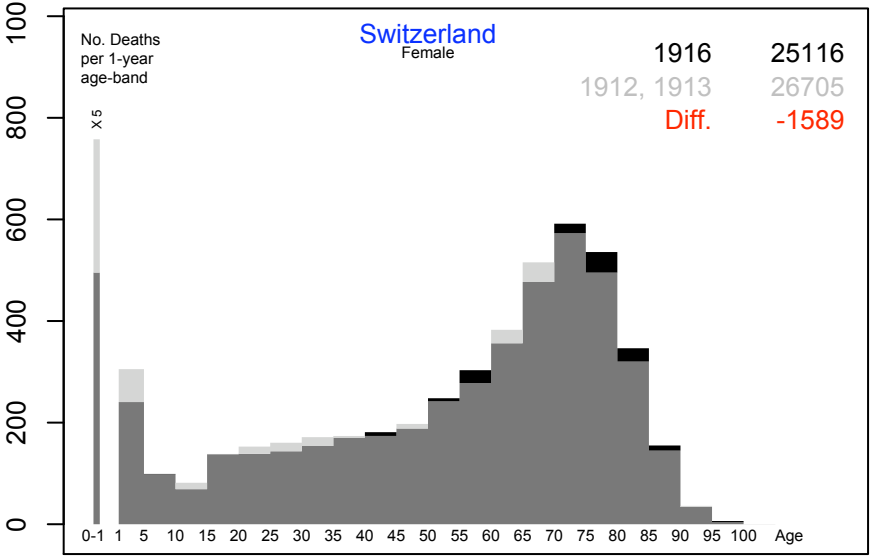
No. Deaths
per 1-year
age-band
Switzerland
Female
1916 25116
1912, 1913 26705
Diff. -1589
X 5
0 200 400 600 800 1000
0-1 1 5 10 15 20 25 30 35 40 45 50 55 60 65 70 75 80 85 90 95 100 Age